



TAKE A DIFFERENT ROAD

COLT
THE NEW





PASSION FOR LIFE

In the city, life is vibrant, full of variety and never boring. And it's here where Colt is completely at home. Here its unique style can be fully appreciated and its compact size means it literally fits in. Yet its responsive engines and agile handling make it easy to leave everything behind and explore life far away from the city.

These abilities are shared by all members of the Colt family: the coupe-like Colt 3-door, the adaptable Colt 5-door and the high-performing Colt Ralliart with the power to match its dynamic appearance.

As well as its striking exterior and strong performance, Colt also has a practical side. It has one of the most spacious interiors in the segment, making it as comfortable and safe to be in as it is great to look at and drive.

"I'm proud of my Colt. It's stylish, distinctive and sporty – full of character!"



MAKING HEADS TURN

Colt is the small car with an extra large amount of style, drawing attention for all the right reasons. From the distinctive, powerful-looking face to the sculptured rear lights it is unmistakably a Mitsubishi, with a style all of its own. Even when you are in a crowd it is possible to stand out from it. That is why Colt proudly features a grille inspired by a jet fighter. Its athletic form reflects the driving experience it offers, while its individual character perfectly reflects your own desire to be different.



You can appreciate Colt from a distance or up close. The nearer you get, the more you will discover to surprise you – such as the Colt CZ2's 16" alloy wheels with stylish three-dimensional design that enhance its sporting appearance.

Colt CZ2 ClearTec models have 15" 8-spoke alloys wheels.



Often the delight is in the details, like the sculptured rear lights that cleverly wrap around the curves at the back of Colt, integrating seamlessly into the overall shape.



COMFORTABLY IN CONTROL

The interior of Colt has a style as fresh as the exterior, creating an ambience that is enhanced by carefully selected colours and forms, as well as attractive silver accents. And the leather steering wheel* and shift knob* feel as good as they look. The height-adjustable steering wheel and driver's seat make the perfect driving position easy to achieve, so you will always feel comfortable and in control.

We want you to be informed and entertained too – so Colt features high levels of standard and optional equipment, including cruise control* and a great-sounding audio.



Steering wheel mounted buttons allow you to control the stereo system and operate the cruise control by just lifting a finger, letting you keep your eyes on the road at all times*.

*Standard on Colt CZ2 and Ralliart models.



The great sounding audio in Colt can now play exactly what you want all the time... An input connection for your external MP3-player means your favourite tunes can go wherever you go.



The dials in the meter cluster are not only easy to read; they also look great, thanks to silver surrounds. A central display communicates further information, such as fuel consumption and outside temperature.



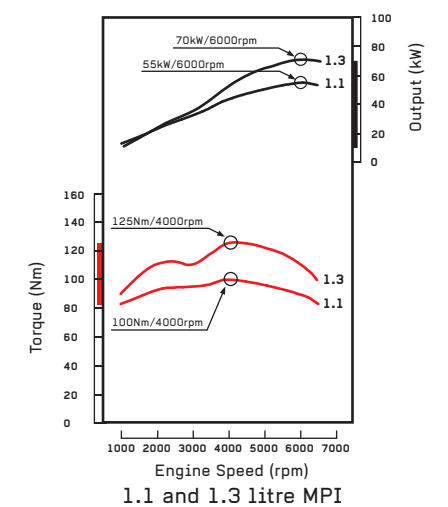
STATE-OF-THE-ART PERFORMANCE

Life moves quickly and Colt is more than able to keep ahead. The range of efficient engines provides vigorous performance that you can enjoy. Matched to the slender dimensions and agile handling of Colt, they allow you to take any route you choose.

Whichever engine you select, its power and flexibility will mean that journeys, long or short, never feel like hard work. The smooth handling of Colt makes corners a pleasure, whether on urban streets or your favourite open road. Complementing the punchy engines and cornering abilities are strong brakes that you can always have confidence in.

HEART OF AN URBAN ATHLETE

For great economy with a surprising turn of speed, the efficient, lightweight 1.1 with 74bhp is the ideal choice. The 1.3-litre engine develops 94bhp; their ample power and torque makes driving an invigorating experience. And the 1.5 turbo of the Colt Ralliart delivers true sporting feel, offering rapid acceleration and superb responsiveness on all types of road.



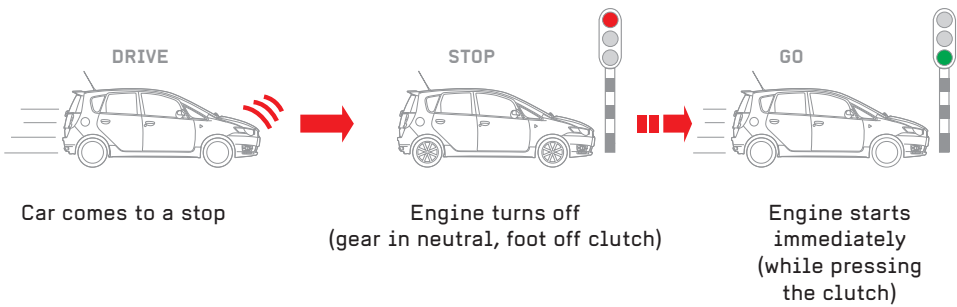


TOWARDS A CLEANER WORLD WITH THE COLT CLEARTEC

At Mitsubishi Motors we have always believed that technology can enhance the performance, safety, enjoyment and convenience of the cars we make. ClearTec is one of those technologies. It not only enables us to significantly reduce CO₂ emissions to 119 g/km, placing it in VED Band C, but it also drastically cuts fuel consumption to 5.0 litres/100 km (56.5 mpg) on the Combined cycle. This reduction is achieved by equipping the Colt ClearTec with our newest eco friendly solutions, including Auto Stop & Go, an alternator which recharges the battery while decelerating or braking, low rolling resistance tyres, optimised final drive gear ratio and low viscosity engine oil. All these advancements make the Colt ClearTec one of the cleanest and most fuel-efficient petrol cars in its segment. The ClearTec 1.3 engine is available in Colt CZ2 3-door and 5-door models.

AUTO STOP & GO (AS&G)

As part of ClearTec technologies, the Auto Stop & Go (AS&G) system enables the engine to stop automatically as soon as the car is stationary at road junctions or in congested traffic, the gearshift is in neutral position and the driver's foot is off the clutch pedal. The car restarts automatically when the driver presses the clutch again to engage a gear.



	Combined CO ₂	Combined fuel consumption
1.3L M/T ClearTec	119 g/km	5.0 litres/100 km (56.5 mpg)

GEAR SHIFT INDICATOR (GSI)

On top of this, all new Colt models (including ClearTec) have a Gear Shift Indicator (GSI), which displays optimized gear shifting points to the driver to encourage fuel-efficient driving whilst simultaneously reducing CO₂ emissions.





ROOM TO LIVE

Just as Colt fits into city life perfectly, you and your life can easily fit into Colt. Its spacious, flexible interior provides comfort you would expect from a vehicle that needs a much bigger parking spot. Up to five adults will find all the headroom and legroom they need to enjoy a comfortable ride.

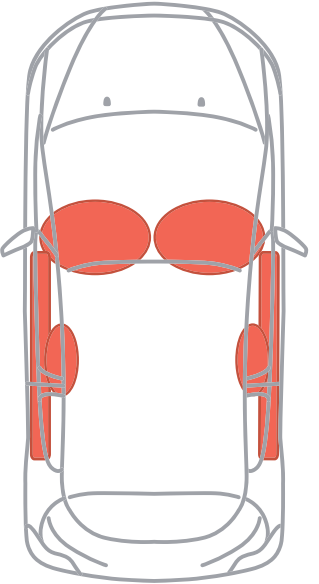
You will also find plenty of clever storage spaces for your valuables, sunglasses, drinks bottles or cans, and all those other items there never seem to be places for. That is why we have provided many smart storage areas in Colt: for example, the front doors have large pockets, and on Ralliart models the front seats have pockets in the rear.



ALL IN SAFE HANDS

We have designed Colt to be as safe as it is stylish, so that you can enjoy your journey with calm reassurance. That is why Colt is built around a strong, stiff RISE (Reinforced Impact Safety Evolution) body and is fully equipped to look after you and all your passengers. If needed, a full suite of up to six airbags – front, side and curtain, depending on model – will protect all inside from harm. At the rear, ISOFIX mounting points make the correct installation of a compatible childseat easy, giving even greater peace of mind.

The range of active safety features helps you avoid accidents happening. These features include excellent braking performance combined with Brake Assist, ABS with Electronic Brake-force Distribution (EBD), Emergency Stop signal System (ESS) and on Colt Ralliart models, Mitsubishi's Active Stability and Traction Control (M-ASTC).



“I can relax too, knowing that both of us are kept safe by my Colt.”

M-ASTC

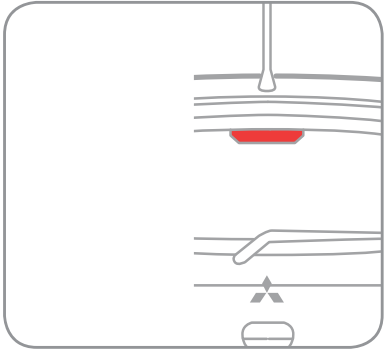
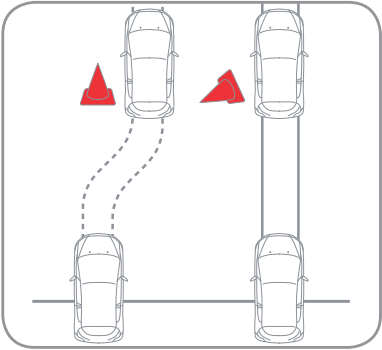
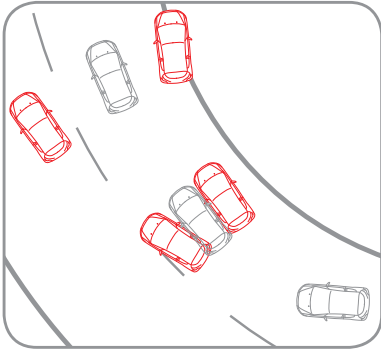
The Colt Ralliart models' Active Stability and Traction Control (M-ASTC) system brakes individual wheels when any loss of grip or traction is detected, keeping the vehicle stable at all times.

ABS WITH EBD

Every Colt is fitted with ABS (Anti-lock Braking System) that is backed up by EBD (Electronic Brake-force Distribution). Also standard is Brake Assist, helping you avoid accidents.

ESS

When maximum pressure is applied to the brake pedal – as it is in an emergency – Colt automatically activates the hazard lights, warning following vehicles of the situation and significantly reducing the likelihood of an impact with vehicles behind.





TAKE ALL YOU NEED

Imagine not having to decide what to leave behind. Colt has plenty of space for you and everything you need to take with you. But it's not just about space. The clever folding seats and movable load floor* make Colt flexible enough to cope with your constantly changing carrying needs.

"I love the flexibility of my Colt – it holds much more than I ever thought a small car could!"



Its 60/40 split folding rear seats mean you can carry any combination of passengers and extra luggage. The movable load floor keeps items in the boot safely out of view, beneath the floor. It also allows the large boot to grow - even before you fold the seats.



With the rear seats folded, the massive available space comes with a completely flat floor, making carrying large items surprisingly easy.

*Standard on Colt CZ2 and Ralliart 5-door models.





A NOBLE BLOODLINE

Ralliart: a legendary name that has been the driving force behind Mitsubishi's competitive edge for many years. Ralliart stands for the highest standards of driving performance and enjoyment. So Colt Ralliart takes everything that is great about Colt and adds plenty of power, even more style, and a truly involving sporting drive. It benefits directly from the competition success of Mitsubishi Motors, won after hard-fought victories in rallies all around the world at the very highest level.

The distinctive Colt profile has been pumped up, leaving you in no doubt about what Colt Ralliart is capable of. The large grille feeds air to the 147bhp turbocharged engine that provides great acceleration in any gear and means the sprint from 0 to 62mph

takes just 7.4 seconds! With a stiffened bodysell, four disc brakes, sports suspension settings and wide wheels and tyres, Colt Ralliart approaches corners with complete confidence. It is also fitted as standard with a rear spoiler and our Active Stability and Traction Control (M-ASTC) system, providing even more stability, secure handling... and enjoyment. It looks just as sporty too, with side sill extensions, dark grey 16" alloy wheels and privacy glass on the 5-door model.

Colt Ralliart is available exclusively from the authorised Mitsubishi Motors Ralliart dealer network. To find your nearest Ralliart dealer please go to www.mitsubishi-cars.co.uk.



CHARACTER IN DETAIL

The Ralliart badges worn proudly at the front and rear of Colt Ralliart are a sign of a true sporting car. Stylish dark grey 16" alloy wheels are unique to Colt Ralliart and the wide 205/45 tyres provide plenty of grip.

RALLIART



SPORTING TO THE CORE

Inside Colt Ralliart, things are just as dynamic. Aluminium pedals, sporty instrument dials and Ralliart entry guards demonstrate the same commitment to delivering a dynamic driving experience.

The sports seats are supportive, so you can fully enjoy the cornering ability. Yet they are also extremely comfortable, making them ideal for long journeys. The full equipment levels of Colt Ralliart are as impressive as the drive itself.



RALLIART



MAKE IT PERSONAL

We are sure you agree that every Colt has more than its fair share of good looks. Yet for anyone who wishes to make their Colt unmistakably their own we have developed a range of accessories to enhance both the exterior and the interior.

For details of the full range of accessories for the new Colt, including fitted prices, visit www.mitsubishi-accessories.co.uk.

- | | |
|---|---|
| 1. Side skirts (5-door) | 12. Chromed mirror covers |
| 2. Side window deflectors | 13. Exhaust finisher (1.3 manual models) |
| 3. Front seat storage tray | 14. Silver-coloured front fog lamp surrounds |
| 4. Roof carrier | 15. Side skirts (3-door) |
| 5. Arm rest, lower part fibre-coated, top lid trimmed in black leather | 16. Rear bumper protection foil |
| 6. Silver-coloured decoration for air vents | 17. Side protection moulding (please consult your local dealer for availability) |
| 7. Alloy sports pedals (standard for Colt Ralliart models) | 18/19. Towbar, detachable type and rear parking assistance (supplied unpainted black for UK, can be painted in body colour) |
| 8. Textile mat sets | |
| 9. Rear spoiler (5-door) | |
| 10. Centre console accent parts | |
| 11. Rear spoiler (3-door), number plate styling element (3-door) and tailgate garnish | |



EXTERIOR AND INTERIOR

COLT CZ1 3-DOOR



Key features

- 1.1-litre petrol engine
- Central door locking with keyless entry
- Electric front windows
- ABS with EBD
- Dual front airbags
- Radio/CD player with 4 speakers and iPod/MP3 AUX port
- Height-adjustable driver's seat
- Tilt-adjustable steering wheel
- Multi-info display
- Split-folding rear seats



COLT CZ2 3-DOOR



Key features

SPECIFICATION AS COLT CZ1 PLUS:

- 1.3-litre petrol engine
- 16" alloy wheels
- Exterior colour-key package
- Front fog lamps
- Air conditioning
- Electric heated door mirrors
- Cruise control
- Black leather steering wheel with audio & cruise remote controls



COLT CZ2 CLEARTEC 3-DOOR



Key features

SPECIFICATION AS COLT CZ2 PLUS:

- Economy-optimised 1.3-litre petrol engine and final gear ratio
- Auto Stop & Go (AS&G)
- High-efficiency alternator with Electricity Generation Control
- Low rolling resistance tyres
- 15" alloy wheels (in lieu of 16")



EXTERIOR AND INTERIOR

COLT CZ1 5-DOOR



Key features

- 1.1-litre petrol engine
- Central door locking with keyless entry
- Electric front windows
- ABS with EBD
- Dual front airbags
- Radio/CD player with 4 speakers and iPod/MP3 AUX port
- Height-adjustable driver's seat
- Tilt-adjustable steering wheel
- Multi-info display
- Split-folding rear seats



COLT CZ2 5-DOOR



Key features

SPECIFICATION AS COLT CZ1 PLUS:

- 1.3-litre petrol engine
- 16" alloy wheels
- Exterior colour-key package
- Front fog lamps
- Tailgate privacy glass
- 2-level luggage area floor
- Air conditioning
- Electric rear windows
- Electric heated door mirrors
- Cruise control
- Black leather steering wheel with audio & cruise remote controls



COLT CZ2 CLEARTEC 5-DOOR



Key features

SPECIFICATION AS COLT CZ2 PLUS:

- Economy-optimised 1.3-litre petrol engine and final gear ratio
- Auto Stop & Go (AS&G)
- High-efficiency alternator with Electricity Generation Control
- Low rolling resistance tyres
- 15" alloy wheels (in lieu of 16")



EXTERIOR AND INTERIOR

COLT RALLIART 3-DOOR

Key features

SPECIFICATION AS COLT CZ2 3-DOOR PLUS:

- 1.5-litre petrol engine with turbocharger and intercooler
- 16" alloy wheels with dark grey finish
- Rear spoiler
- Side sill extensions
- Mitsubishi Active Stability and Traction Control
- Front seat side and curtain airbags
- Sports front seats
- Radio/CD player with 6 speakers and iPod/MP3 AUX port



COLT RALLIART 5-DOOR


Key features

SPECIFICATION AS COLT CZ2 5-DOOR PLUS:

- 1.5-litre petrol engine with turbocharger and intercooler
- 16" alloy wheels with dark grey finish
- Rear spoiler
- Side sill extensions
- Privacy glass
- Mitsubishi Active Stability and Traction Control
- Front seat side and curtain airbags
- Sports front seats
- Radio/CD player with 6 speakers and iPod/MP3 AUX port
- LESS Electric rear windows



EQUIPMENT HIGHLIGHTS



- 1 Centre panel
- 2 Leather wrapped steering wheel with remote control switches for audio and cruise control (CZ2/Ralliart)
- 3 Front fog lamps (CZ2/Ralliart)
- 4 Dark grey 16" alloy wheel (Ralliart)
- 5 Sporty combination meter (Ralliart)

COLOUR OPTIONS



SPICY RED (S)



ATLANTIS BLUE (P)



SMOKED GREY (M)



GRAPHITE BLUE (M)



SPARKLING BLACK (M)

(M) Metallic (S) Solid (P) Pearlescent


COLOUR OPTIONS



LUNAR SILVER (M)



PORCELAIN WHITE (S)



- 1 Black Fabric (CZ1)
2 Black/Grey Fabric (CZ2/ClearTec)
3 Black/Silver Fabric/Leather-look (Ralliart)

Model	COLT 3-DOOR/5-DOOR		
	Colt CZ1	Colt CZ2/ClearTec	Ralliart
Exterior colour			
1 Lunar Silver (M) A50	■	■	-
2 Spicy Red (S) P04	■	■	■
3 Graphite Blue (M) D09	■	■	-
4 Atlantis Blue (P) T96	■	■	-
5 Smoked Grey (M) U05	■	■	-
6 Porcelain White (S) W16	■	■	■
7 Sparkling Black (M) X62	■	■	■
Seats	Fabric	Fabric	Ralliart Fabric with Leather-look Bolsters
	(Black)	(Black/Grey)	(Black/Silver)
Door trim	Formed-type with Grained Insert (Black)		
Headlining	Non-woven Fabric (Grey)		
Floor carpet	Needle Punch (Black)		

(M) Metallic* (P) Pearlescent* (S) Solid ■ Available - Not available

*Metallic/pearlescent paint finish available at additional cost.
Colours and trims reproduced on these pages may vary from the actual colours due to the limitations of the printing process used.

TECHNICAL SPECIFICATIONS

		Colt CZ1 3-Door 1.1 Manual	Colt CZ2 3-Door 1.3 Manual ClearTec	Colt CZ2 3-Door 1.3 Manual/AMT
Engine				
Engine type		3-cylinder 12-valve DOHC	4-cylinder 16-valve DOHC with Automatic Stop & Go	4-cylinder 16-valve DOHC
Fuel System		Electronically controlled multi-point fuel injection (ECI-MULTI)		
Displacement	cc	1124	1332	1332
Bore/stroke	mm	75.0 x 84.8	75.0 x 75.4	75.0 x 75.4
Compression ratio		10.5	11.0	10.5
Max. output	kW (bhp) at rpm	55 (74) / 6000	70 (94) / 6000	70 (94) / 6000
Max. torque	Nm (lb.ft) at rpm	100 (74) / 4000	125 (92) / 4000	125 (92) / 4000
Performance/Fuel Consumption/Emissions				
Maximum speed	mph (kph)	103 (165)	112 (180)	112 (180)
Acceleration 0-62 mph	secs	12.9	10.4	11.0 [11.8]
Fuel type	Unleaded	Unleaded	Unleaded	Unleaded
Fuel consumption	Urban mode	7.0 (40.4)	6.3 (44.8)	7.7 (36.7) [7.5 (37.7)]
lts/100km (mpg)	Extra urban mode	4.6 (61.4)	4.3 (65.7)	5.0 (56.5) [5.0 (56.5)]
	Combined mode	5.5 (51.4)	5.0 (56.5)	6.0 (47.1) [5.8 (48.7)]
CO ₂ emissions	g/km	130	119	143 [138]
Suspension/Steering		MacPherson strut, coil springs with stabilizer bar		
Front axle		Torsion beam with stabilizer bar		
Rear axle		Anti-lock Braking System with Electronic Brakeforce Distribution (ABS with EBD), Brake Assist (BA) and Emergency Stop signal System (ESS)		
Brakes				
	Front	10.1" ventilated discs	10.1" ventilated discs	10.1" ventilated discs
	Rear	8" drums	8" drums	8" drums
Steering		Rack & Pinion (Electrical power assisted)		
Min. turning circle	m (ft)	10.2 (33.5)	10.2 (33.5)	10.2 (33.5)
Tyres		175/65R14 82T	185/55R15 82H (LRR)	205/45R16 83H
Wheels		14" x 5.5J Steel	15" x 6.0J Alloy	16" x 6.5J Alloy
Driveline/Transmission		Front transverse engine / Front wheel drive		
Type				
Clutch	Manual / Allshift AMT* ²	Hydraulic - dry single disc	Hydraulic - dry single disc	Hydraulic - dry single disc
Transmission	Manual	5-speed	5-speed	5-speed
	Allshift AMT* ²	-	-	6-speed
Gear ratios	1st	3.31	3.31	3.31 [3.07]
	2nd	1.91	1.91	1.91
	3rd	1.26	1.26	1.26
	4th	0.94	0.94	0.94
	5th	0.76	0.76	0.76
	6th	-	-	- [0.64]
	Reverse	3.23	3.23	3.23
Final gear ratio		4.35	3.84	4.16 [4.53]
Dimensions				
Exterior l x w x h	mm	3880 x 1695 x 1520	3880 x 1695 x 1520	3880 x 1695 x 1520
Ground clearance (unladen)	mm	154	154	154
Track	Front	1460	1460	1460
	Rear	1445	1445	1445
Wheelbase	mm	2500	2500	2500
Weights/Volumes				
Seating capacity		5	5	5
Cargo capacity min.	lts VDA (cu.ft.)	155 (5.5)	155 (5.5)	155 (5.5)
Cargo capacity max.	lts VDA (cu.ft.)	535 (18.9)	535 (18.9)	535 (18.9)
Fuel tank capacity	lts (imp.galls)	47 (10.3)	47 (10.3)	47 (10.3)
Gross vehicle weight	kg (lbs)	1420 (3131)	1435 (3164)	1430 (3153) [1435 (3164)]
Kerb weight	kg (lbs)	935 (2061)	945 (2084)	940 (2073) [945 (2084)]
Towing capacity	Braked	750 (1654)	750 (1654)	750 (1654)
	Unbraked	500 (1103)	500 (1103)	500 (1103)
Trailer nose weight	kg (lbs)	50 (110)	50 (110)	50 (110)
Roof loading capacity	kg (lbs)	50 (110)	50 (110)	50 (110)
Servicing/Warranty		Every 12,500 miles or 12 months, whichever occurs first		
Service intervals				
Warranty		3 year unlimited mileage warranty, 12 year anti-perforation warranty, 3 year pan-European roadside, home and accident assistance		

The fuel consumption figures quoted are those produced under Government regulations for the purpose of comparing new cars. They should not be regarded as a representation of fuel consumption, which in practice will vary with load, road conditions, driving style and other factors.

^{*1} M-ASTC : Mitsubishi Active Stability and Traction Control ^{*2} Allshift AMT : Automated Manual Transmission [] Figures apply to Allshift AMT

TECHNICAL SPECIFICATIONS

Colt CZ1 5-Door 1.1 Manual	Colt CZ2 5-Door 1.3 Manual ClearTec	Colt CZ2 5-Door 1.3 Manual/AMT	Colt Ralliart 3-Door 1.5 Turbo Manual	Colt Ralliart 5-Door 1.5 Turbo Manual
3-cylinder 12-valve DOHC	4-cylinder 16-valve DOHC with Automatic Stop & Go	4-cylinder 16-valve DOHC	4-cylinder 16-valve MIVEC DOHC, with turbocharger and intercooler	
Electronically controlled multi-point fuel injection (ECI-MULTI)				
1124	1332	1332	1468	1468
75.0 x 84.8	75.0 x 75.4	75.0 x 75.4	75.5 x 82.0	75.5 x 82.0
10.5	11.0	10.5	9.0	9.0
55 (74) / 6000	70 (94) / 6000	70 (94) / 6000	110 (147) / 6000	110 (147) / 6000
100 (74) / 4000	125 (92) / 4000	125 (92) / 4000	210 (155) / 3500	210 (155) / 3500
103 (165)	112 (180)	112 (180)	131 (210)	131 (210)
13.3	10.6	11.1 [12.0]	7.4	7.6
Unleaded	Unleaded	Unleaded	Unleaded	Unleaded
7.0 (40.4)	6.3 (44.8)	7.7 (36.7) [7.5 (37.7)]	8.6 (32.8)	8.6 (32.8)
4.6 (61.4)	4.3 (65.7)	5.0 (56.5) [5.0 (56.5)]	5.7 (49.6)	5.7 (49.6)
5.5 (51.4)	5.0 (56.5)	6.0 (47.1) [5.8 (48.7)]	6.8 (41.5)	6.8 (41.5)
130	119	143 [138]	161	161
MacPherson strut, coil springs with stabilizer bar				
Torsion beam with stabilizer bar				
Anti-lock Braking System with Electronic Brakeforce Distribution (ABS with EBD), Brake Assist (BA) and Emergency Stop signal System (ESS)				
10.1" ventilated discs 8" drums	10.1" ventilated discs 8" drums	10.1" ventilated discs 8" drums	11" ventilated discs 9.8" discs	11" ventilated discs 9.8" discs
Rack & Pinion (Electrical power assisted)				
10.2 (33.5)	10.2 (33.5)	10.2 (33.5)	10.2 (33.5)	10.2 (33.5)
175/65R14 82T	185/55R15 82H (LRR)	205/45R16 83H	205/45R16 83V	205/45R16 83V
14" x 5.5J Steel	15" x 6.0J Alloy	16" x 6.5J Alloy	16" x 6.5J Alloy	16" x 6.5J Alloy
Front transverse engine / Front wheel drive			Front transverse engine / Front wheel drive with M-ASTC*1	
Hydraulic - dry single disc	Hydraulic - dry single disc	Hydraulic - dry single disc	Hydraulic - dry single disc	Hydraulic - dry single disc
5-speed	5-speed	5-speed	5-speed	5-speed
-	-	6-speed	-	-
3.31	3.31	3.31 [3.07]	3.54	3.54
1.91	1.91	1.91	1.91	1.91
1.26	1.26	1.26	1.34	1.34
0.94	0.94	0.94	1.03	1.03
0.76	0.76	0.76	0.83	0.83
-	-	- [0.64]	-	-
3.23	3.23	3.23	3.36	3.36
4.35	3.84	4.16 [4.53]	3.74	3.74
3940 x 1695 x 1550	3940 x 1695 x 1550	3940 x 1695 x 1550	3880 x 1695 x 1520	3940 x 1695 x 1550
154	154	154	154	154
1460	1460	1460	1460	1460
1445	1445	1445	1445	1445
2500	2500	2500	2500	2500
5	5	5	5	5
220 (7.8)	220 (7.8)	220 (7.8)	155 (5.5)	220 (7.8)
585 (20.8)	585 (20.8)	585 (20.8)	535 (18.9)	585 (20.8)
47 (10.3)	47 (10.3)	47 (10.3)	47 (10.3)	47 (10.3)
1450 (3197)	1465 (3230)	1460 (3219) [1465 (3230)]	1520 (3352)	1550 (3417)
965 (2128)	975 (2150)	970 (2139) [975 (2150)]	1060 (2337)	1090 (2403)
750 (1654)	1000 (2205)	1000 (2205)	750 (1654)	1000 (2205)
500 (1103)	500 (1103)	500 (1103)	500 (1103)	500 (1103)
50 (110)	50 (110)	50 (110)	50 (110)	50 (110)
50 (110)	50 (110)	50 (110)	50 (110)	50 (110)
Colt CZ1/CZ2 : Every 12,500 miles or 12 months, whichever occurs first				
Colt Ralliart : Every 10,000 miles or 12 months, whichever occurs first (with 1,000 miles/1 month initial oil change)				
3 year unlimited mileage warranty, 12 year anti-perforation warranty, 3 year pan-European roadside, home and accident assistance				

STANDARD AND OPTIONAL EQUIPMENT

■ Standard ○ Optional - Not available DFO Dealer Fit Option

Model		Colt CZ1 3-Door 1.1 Manual	Colt CZ2 3-Door 1.3 Manual/ AMT/ClearTec	Colt Ralliart 3-Door 1.5 Turbo Manual	Colt CZ1 5-Door 1.1 Manual	Colt CZ2 5-Door 1.3 Manual/ AMT/ClearTec	Colt Ralliart 5-Door 1.5 Turbo Manual
Security and Safety Features	Security						
	Alarm	DFO	DFO	■	DFO	DFO	■
	Deadlocks	■	■	■	■	■	■
	Immobiliser, engine	■	■	■	■	■	■
	Keyless entry	■	■	■	■	■	■
	Locking wheel nuts	-	■	■	-	■	■
Safety	Visible VIN	■	■	■	■	■	■
	Safety						
	ABS with EBD	■	■	■	■	■	■
	Airbag SRS, driver’s and front passenger’s	■	■	■	■	■	■
	Airbag SRS, front passenger deactivation switch	■	■	■	■	■	■
	Airbag SRS, front seat side and curtain	-	-	■	-	-	■
	Child proof rear door locks	-	-	-	■	■	■
	Emergency Stop signal System (ESS)	■	■	■	■	■	■
	Fog lamp, rear	■	■	■	■	■	■
	Head restraints, height adjustable, front	■	■	■	■	■	■
	Head restraints x 3, height-adjustable, rear	■	■	■	■	■	■
	High-mount stop lamp, rear	■	■	■	■	■	■
	ISO-Fix child seat mountings, 2nd row	■	■	■	■	■	■
	Mitsubishi Active Stability and Traction Control (M-ASTC)	-	-	■	-	-	■
	Seatbelts, front - ELR with pretensioners and force limiters	■	■	■	■	■	■
	Seatbelts, rear - ELR/ALR x 2, centre ELR x 1	■	■	■	■	■	■
	Seatbelt fastening warning lamp	■	■	■	■	■	■
	Side impact door bars	■	■	■	■	■	■
Exterior Features	Styling						
	14” steel wheels with full wheel covers	■	-	-	■	-	-
	15” alloy wheels, 8-spoke	-	ClearTec	-	-	ClearTec	-
	16” alloy wheels, split 5-spoke	-	■	-	-	■	-
	16” alloy wheels, split 5-spoke, dark grey	-	-	■	-	-	■
	Door entry guards with ‘Ralliart’ mark	-	-	■	-	-	■
	Door and tailgate handles, black	■	-	-	■	-	-
	Door and tailgate handles, colour keyed	-	■	■	-	■	■
	Door mirrors, black unpainted	■	-	-	■	-	-
	Door mirrors, part colour keyed	-	■	■	-	■	■
	Front grille (including central bumper), black	■	■	■	■	■	■
	Metallic or pearlescent paint finish	○	○	○	○	○	○
	Privacy glass, tailgate window	-	-	-	-	■	-
	Privacy glass, rear side and tailgate window	-	-	-	-	-	■
	Rear spoiler	-	-	■	-	-	■
	Side sill extensions, colour-keyed	-	-	■	-	-	■
	Sports exhaust muffler	-	-	■	-	-	■
	Functional						
	Central door locking including tailgate	■	■	■	■	■	■
	Door mirrors, internally adjustable	■	-	-	■	-	-
Interior Features	Door mirrors, electrically adjustable and heated	-	■	■	-	■	■
	Fog lamps, projector type, front	-	■	■	-	■	■
	Headlamp delay function	■	■	■	■	■	■
	Headlamps, halogen with clear outer lenses	■	■	■	■	■	■
	Parking sensors, front	DFO	DFO	DFO	DFO	DFO	DFO
	Parking sensors, rear	DFO	DFO	DFO	DFO	DFO	DFO
	Towing hook, front	■	■	■	■	■	■
	Tyre repair kit	■	■	■	■	■	■
	Wipers, variable intermittent with washer, front	■	■	■	■	■	■
	Wiper, intermittent with washer, rear	■	■	■	■	■	■
	Window demister with timer, rear	■	■	■	■	■	■
	Audio						
	Aerial, roof mounted	■	■	■	■	■	■
	Audio remote controls, steering wheel mounted	-	■	■	-	■	■

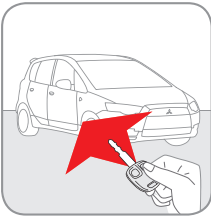
STANDARD AND OPTIONAL EQUIPMENT

■ Standard ○ Optional - Not available DFO Dealer Fit Option

Model		Colt CZ1 3-Door 1.1 Manual	Colt CZ2 3-Door 1.3 Manual/ AMT/ClearTec	Colt Ralliart 3-Door 1.5 Turbo Manual	Colt CZ1 5-Door 1.1 Man	Colt CZ2 5-Door 1.3 Manual/ AMT/ClearTec	Colt Ralliart 5-Door 1.5 Turbo Manual
	iPod/MP3 aux input port	■	■	■	■	■	■
	Stereo radio/CD with 4 speakers	■	■	-	■	■	-
	Stereo radio/CD with 6 speakers	-	-	■	-	-	■
	Styling						
	Gear knob, leather-wrapped, black (manual only)	-	■	■	-	■	■
	Inner door handles, silver	-	■	■	-	■	■
	Instrument meter trim, silver	-	■	■	-	■	■
	Pedals, alloy sports type	-	-	■	-	-	■
	Seat trim, fabric	■	■	■	■	■	■
	Sports front seats	-	-	■	-	-	■
	Steering wheel, leather-wrapped, black with audio and cruise controls	-	■	■	-	■	■
	Convenience						
	12v accessory socket, front	■	■	■	■	■	■
	Air conditioning, semi-automatic	-	■	■	-	■	■
	Assist grip, driver’s	-	-	■	-	-	■
	Assist grip, front passenger’s	■	■	■	■	■	■
	Assist grips, rear passengers’	-	-	-	■	■	■
	Coat hangers (2)	-	-	-	■	■	■
	Cup holders, front (2) and rear (1)	■	■	■	■	■	■
	Door pockets, front	■	■	■	■	■	■
	Footrest, driver’s	■	■	■	■	■	■
	Glove box	■	■	■	■	■	■
	Illuminated window switch, driver’s side	■	■	■	■	■	■
	Pollen filter	■	■	■	■	■	■
	Seatback storage pocket, driver’s side	-	-	■	-	-	■
	Seatback storage pocket, passenger’s side	-	-	■	-	-	■
	Sunvisors with vanity mirrors, driver’s and passenger’s	■	■	■	■	■	■
	Functional						
	Auto Stop & Go (AS&G)	-	ClearTec	-	-	ClearTec	-
	Average fuel consumption display	■	■	■	■	■	■
	Average speed display	■	■	■	■	■	■
	Cruise control	-	■	■	-	■	■
	Door mirrors, internally adjustable	■	-	-	■	-	-
	Door mirrors, electrically adjustable and heated	-	■	■	-	■	■
	Electric windows, front with driver’s auto-down	■	■	■	■	■	■
	Electric windows, rear	-	-	-	-	■	-
	Exterior temperature display	■	■	■	■	■	■
	Fuel lid opener, remote	■	■	■	■	■	■
	Fuel range indicator	■	■	■	■	■	■
	Gearshift indicator	■	■	■	■	■	■
	Headlamp levelling device	■	■	■	■	■	■
	Movable luggage/cargo area floor (2-level)	-	-	-	-	■	■
	Multi-info display	■	■	■	■	■	■
	Range remaining display	■	■	■	■	■	■
	Steering wheel, tilt adjustable	■	■	■	■	■	■
	Lighting						
	Interior lamp with map lamps, front	■	■	■	■	■	■
	Luggage/cargo area lamp	■	■	■	■	■	■
	Seats						
	Driver’s seat, height adjustable	■	■	■	■	■	■
	Front seats, sliding/reclining	■	■	■	-	-	■
	Front seats, sliding/reclining with fully-flat function	-	-	-	■	■	-
	Rear seats, 60/40 split backrest and split cushion	■	■	■	■	■	■
	Rear seats, split-fold/tumble	■	■	■	■	■	■
	Seatbelts, height-adjustable, front	■	■	■	■	■	■

ETACS, YOUR PERSONALISED ASSISTANT

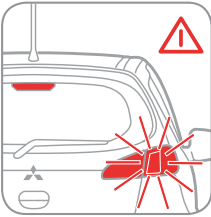
Mitsubishi Motors’ customisable Electronic Total Automobile Control System (ETACS) allows you to personalise the operation of a wide range of features for added safety, comfort and convenience. Certain ETACS comfort functions can be customised by your Mitsubishi Motors dealer.



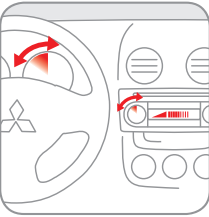
KEYLESS ENTRY SYSTEM
Makes it possible to lock and unlock the doors and trunk with the remote key.



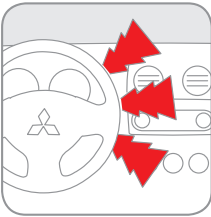
HEADLAMP DELAY FUNCTION
To make sure you get home safely, Colt can guide you with its headlamp delay function. It is even possible to set for how long the lights stay on.



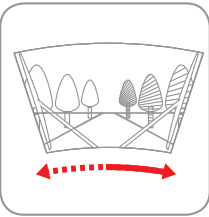
EMERGENCY STOP SIGNAL SYSTEM (ESS)
When maximum pressure is applied to the brake pedal as it is in an emergency Colt automatically activates the hazard lights, warning following vehicles of the situation.



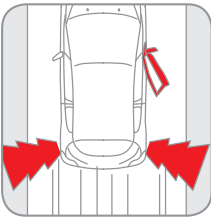
SPEED COMPENSATION VOLUME FUNCTION
This function automatically adjusts the volume of the audio system to compensate for changes in road speed and noise. 6 patterns of adjustment are available to match your preferences.



INDICATOR WITH COMFORT MODE
When the indicator lever is tapped briefly, the indicator will flash three times and then stop - allowing you to concentrate on manoeuvring and therefore making driving easier and safer.

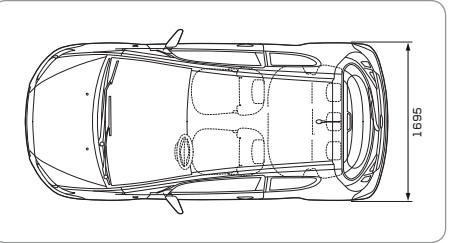
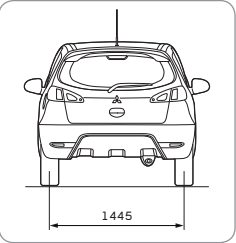
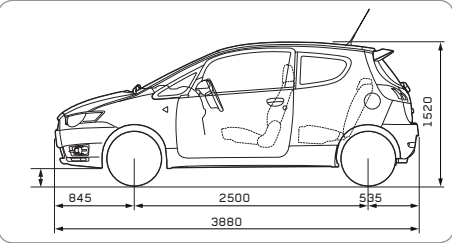
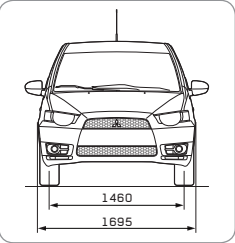


SPEED SENSITIVE WIPERS
When the front wiper is set to intermittent, a speed sensor changes the wiper interval to suit the car's speed for better visibility.

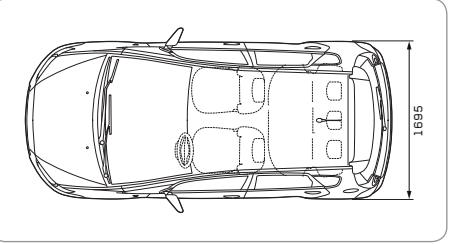
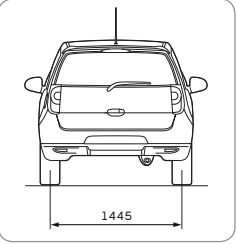
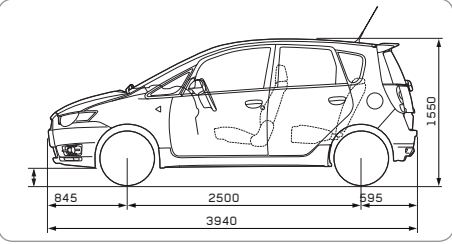
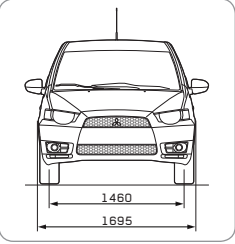


OPEN DOOR ALARM
If any door is still open while the car is moving, a buzzer will alert you.

3-door



5-door



All measurements in millimetres

OUTSTANDING AFTER SALES FOR CAREFREE MOTORING

MITSUBISHI SERVICE PLAN

Buy a Mitsubishi Service Plan to cover the scheduled service cost for the first three services (Colt CZ1/CZ2 - 3 years / 37,500 miles, whichever occurs first; Colt Ralliart - initial oil change then 3 years / 30,000 miles, which ever occurs first). This will give you inflation proof prices and peace of mind.


The Mitsubishi Service Plan is transferable to a new owner and will enhance the resale value of your vehicle. Please ask your dealer for details.

MITSUBISHI MOTORS GENUINE PARTS

Even the smallest technical faults can lead to accidents. Therefore, all Mitsubishi Motors Genuine Parts have been developed and tested to stringent quality standards. It is recommended to use Mitsubishi Motors Genuine Parts in order to maintain the safety and integrity of your vehicle and that of your passengers. Mitsubishi Motors Genuine Parts are available at all Mitsubishi Authorized Service Points.

COMPREHENSIVE WARRANTY

All new Mitsubishi Colts come with a comprehensive 3-year unlimited mileage warranty as standard. The anti-corrosion perforation warranty covers rusting through for the first 12 years. The reliability statistics for Mitsubishi vehicles are impressive, but in the unlikely event that you do need help, we offer MAP.



MAP - FREE BREAKDOWN ASSISTANCE

Throughout the warranty period your vehicle is covered by Mitsubishi Motors Assistance Package (MAP) roadside assistance. This cover extends to more than 30 countries throughout Europe so your mobility is guaranteed. Should you ever need assistance in the event of breakdown, accident, theft or vandalism - wherever you are, 24 hours a day, 7 days a week - just call the number on your card. If the problem cannot be fixed on the spot, your car will be taken to the nearest Mitsubishi Authorized Service Point and you'll be offered services such as a hotel, continuation of journey or a replacement car.



MITSUBISHI MOTORS RECYCLING

We all have a duty to protect the environment. After a long working life we will take back any Mitsubishi Motors vehicle originally sold by The Colt Car Company Ltd. and recycle it in an environmentally friendly manner in accordance with the EU Directive on End-of-Life Vehicles and any applicable national statutory provisions.

All Mitsubishi Motors vehicles sold by The Colt Car Company Ltd., irrespective of date of sale, will be taken back free of charge from the last owner at one of the designated take-back points, provided the vehicle contains all major components and is free of waste.

For further information please visit www.cartakeback.com, email info@cartakeback.com or call the Cartakeback info-line on 0845 257 32 33.

The specification of the vehicles illustrated in this publication may not be applicable to the UK market, furthermore some vehicle illustrations may include accessory items which are not part of standard UK specification. However, every effort has been made to ensure that the written information was accurate, up-to-date and consistent with UK specification at the time of going to press. The right is reserved to change specification, features and prices without prior notice. To avoid any misunderstandings, your Mitsubishi Motors dealer will advise of any alterations made since the date of issue of this brochure. No part of this publication may be reproduced in any form or by any means, without the prior written permission of The Colt Car Company Limited.